

**University of Massachusetts Amherst Student Response to Instruction (SRTI)
Individual Section Report: Item Frequencies**

Semester: FALL 2011 Instructor: DIPAOLO, JOSHUA
 Course: PHIL 160 Section #:AD02 Class #: 33962
 Forms returned: 10
 Total enrollment: 26
 Response rate: 38% *WARNING: SAMPLE MAY NOT BE REPRESENTATIVE DUE TO LOW RESPONSE*

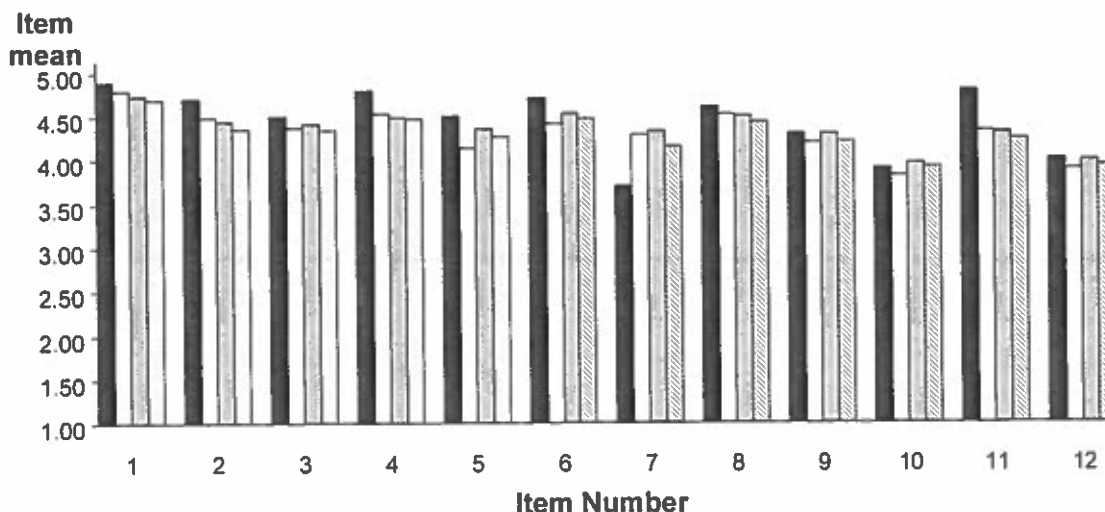
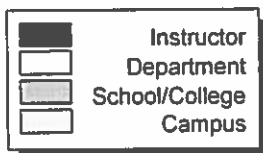
Item #	SRTI Item	5	4	3	2	1	OMIT	N
1	The instructor was well prepared for class. (5=Almost always, 1=Almost never)	9	1	0	0	0	0	10
		90%	10%	0%	0%	0%		
2	The instructor explained course material clearly. (5=Almost always, 1=Almost never)	7	3	0	0	0	0	10
		70%	30%	0%	0%	0%		
3	The instructor cleared up points of confusion. (5=Almost always, 1=Almost never)	5	5	0	0	0	0	10
		50%	50%	0%	0%	0%		
4	The instructor used class time well. (5=Almost always, 1=Almost never)	8	2	0	0	0	0	10
		80%	20%	0%	0%	0%		
5	The instructor inspired interest in the subject matter. (5=Almost always, 1=Almost never)	6	3	1	0	0	0	10
		60%	30%	10%	0%	0%		
6	The instructor showed an interest in helping students learn. (5=Almost always, 1=Almost never)	8	1	1	0	0	0	10
		80%	10%	10%	0%	0%		
7	I received useful feedback on my performance. (5=Almost always, 1=Almost never)	3	4	1	1	1	0	10
		30%	40%	10%	10%	10%		
8	The methods of evaluating my work were fair. (5=Almost always, 1=Almost never)	7	2	1	0	0	0	10
		70%	20%	10%	0%	0%		
9	The instructor stimulated student participation. (5=Almost always, 1=Almost never)	4	5	1	0	0	0	10
		40%	50%	10%	0%	0%		
10	Overall, how much do you feel you learned in this course? (5=Much more than most, 1=Much less than most)	1	7	2	0	0	0	10
		10%	70%	20%	0%	0%		
11	Overall rating of this instructor's teaching. (5=Almost always effective, 1=Almost never effective)	8	2	0	0	0	0	10
		80%	20%	0%	0%	0%		
12	Overall rating of this course. (5=One of the best, 1=One of the worst)	3	4	3	0	0	0	10
		30%	40%	30%	0%	0%		

This course is a	Student class level	Expected grade
Major requirement	0% Freshmen	60% A 40%
Gen. Ed. requirement	80% Sophomore	30% A- 20%
Other requirement	0% Junior	0% B+ 0%
Elective	20% Senior	10% B 10%
Missing	0% Graduate	0% B- 20%
	Other	0% C+ 0%
	Missing	0% C 0%
		C- 10%
		D+ 0%
		D 0%
		F 0%
		Other 0%
		Missing 0%

**University of Massachusetts Amherst Student Response to Instruction (SRTI)
Individual Section Report: Mean Comparisons (Within Class Size)**

Semester: FALL 2011 Instructor: DIPAOLLO, JOSHUA
Course: PHIL 160 Section #: AD02 Class #: 33962
Forms returned: 10
Total enrollment: 26
Response rate: 38% ***WARNING: SAMPLE MAY NOT BE REPRESENTATIVE DUE TO LOW RESPONSE***

				**COMPARISON GROUP: Undergraduate sections with 25 to 59 enrolled							
				Instructor		Dept: PHIL # Sections: 24 Resp. rate: 64%		College: HFA # Sections: 581 Resp. rate: 77%		Campus # Sections: 2,896 Resp. rate: 75%	
Item #	SRTI Item	Mean	St. Dev.	Mean	St. Dev.	Mean	St. Dev.	Mean	St. Dev.		
1	The instructor was well prepared for class. (5=Almost always, 1=Almost never)	4.9	0.32	4.8	0.22	4.7	0.26	4.7	0.31		
2	The instructor explained course material clearly. (5=Almost always, 1=Almost never)	4.7	0.48	4.5	0.27	4.4	0.40	4.4	0.49		
3	The instructor cleared up points of confusion. (5=Almost always, 1=Almost never)	4.5	0.53	4.4	0.24	4.4	0.40	4.3	0.48		
4	The instructor used class time well. (5=Almost always, 1=Almost never)	4.8	0.42	4.5	0.28	4.5	0.36	4.5	0.40		
5	The instructor inspired interest in the subject matter. (5=Almost always, 1=Almost never)	4.5	0.71	4.1	0.30	4.4	0.43	4.3	0.51		
6	The instructor showed an interest in helping students learn. (5=Almost always, 1=Almost never)	4.7	0.67	4.4	0.26	4.5	0.36	4.5	0.43		
7	I received useful feedback on my performance. (5=Almost always, 1=Almost never)	3.7	1.34	4.3	0.32	4.3	0.45	4.1	0.54		
8	The methods of evaluating my work were fair. (5=Almost always, 1=Almost never)	4.6	0.70	4.5	0.28	4.5	0.35	4.4	0.41		
9	The instructor stimulated student participation. (5=Almost always, 1=Almost never)	4.3	0.67	4.2	0.37	4.3	0.52	4.2	0.56		
10	Overall, how much do you feel you learned in this course? (5=Much more than most, 1=Much less than most)	3.9	0.57	3.8	0.32	4.0	0.47	3.9	0.50		
11	Overall rating of this instructor's teaching. (5=Almost always effective, 1=Almost never effective)	4.8	0.42	4.3	0.29	4.3	0.45	4.2	0.52		
12	Overall rating of this course. (5=One of the best, 1=One of the worst)	4.0	0.82	3.9	0.36	4.0	0.50	3.9	0.56		



****Reported only for 10 or more sections. Comparison group means are calculated using combined data for academic years 2008-10. Undergraduate sections are used as the comparison group for 500-level courses. Dept = all courses from the same department; College = courses from all other departments in the school/college; Campus = all UMass courses.**

For more information on comparison groups visit www.umass.edu/oapa/srti. Office of Academic Planning and Assessment, 02/07/2012

**University of Massachusetts Amherst Student Response to Instruction (SRTI)
Individual Section Report: Item Frequencies**

Semester: FALL 2011 Instructor: DIPAOLO, JOSHUA
 Course: PHIL 160 Section #:AD07 Class #: 33967
 Forms returned: 6
 Total enrollment: 16
 Response rate: 38% *WARNING: SAMPLE MAY NOT BE REPRESENTATIVE DUE TO LOW RESPONSE*

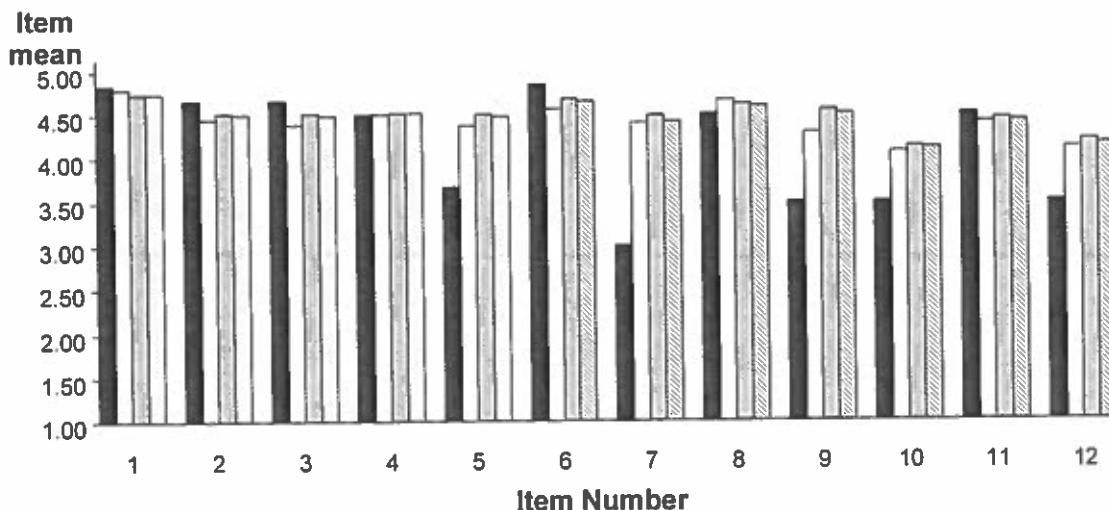
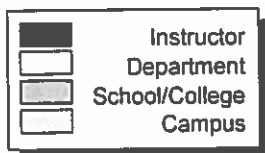
Item #	SRTI Item	5	4	3	2	1	OMIT	N
1	The instructor was well prepared for class. (5=Almost always, 1=Almost never)	5	1	0	0	0	0	6
		83%	17%	0%	0%	0%		
2	The instructor explained course material clearly. (5=Almost always, 1=Almost never)	4	2	0	0	0	0	6
		67%	33%	0%	0%	0%		
3	The instructor cleared up points of confusion. (5=Almost always, 1=Almost never)	4	2	0	0	0	0	6
		67%	33%	0%	0%	0%		
4	The instructor used class time well. (5=Almost always, 1=Almost never)	4	1	1	0	0	0	6
		67%	17%	17%	0%	0%		
5	The instructor inspired interest in the subject matter. (5=Almost always, 1=Almost never)	1	3	1	1	0	0	6
		17%	50%	17%	17%	0%		
6	The instructor showed an interest in helping students learn. (5=Almost always, 1=Almost never)	5	1	0	0	0	0	6
		83%	17%	0%	0%	0%		
7	I received useful feedback on my performance. (5=Almost always, 1=Almost never)	1	0	3	2	0	0	6
		17%	0%	50%	33%	0%		
8	The methods of evaluating my work were fair. (5=Almost always, 1=Almost never)	3	3	0	0	0	0	6
		50%	50%	0%	0%	0%		
9	The instructor stimulated student participation. (5=Almost always, 1=Almost never)	1	1	4	0	0	0	6
		17%	17%	67%	0%	0%		
10	Overall, how much do you feel you learned in this course? (5=Much more than most, 1=Much less than most)	0	3	3	0	0	0	6
		0%	50%	50%	0%	0%		
11	Overall rating of this instructor's teaching. (5=Almost always effective, 1=Almost never effective)	3	3	0	0	0	0	6
		50%	50%	0%	0%	0%		
12	Overall rating of this course. (5=One of the best, 1=One of the worst)	0	3	3	0	0	0	6
		0%	50%	50%	0%	0%		

This course is a	Student class level	Expected grade
Major requirement	17% Freshmen	17% A
Gen. Ed. requirement	33% Sophomore	67% A-
Other requirement	0% Junior	0% B+
Elective	33% Senior	0% B
Missing	17% Graduate	0% B-
	Other	0% C+
	Missing	17% C
		C-
		D+
		D
		F
		Other
		Missing

**University of Massachusetts Amherst Student Response to Instruction (SRTI)
Individual Section Report: Mean Comparisons (Within Class Size)**

Semester: FALL 2011 Instructor: DIPAOLLO, JOSHUA
Course: PHIL 160 Section #: AD07 Class #: 33967
Forms returned: 6
Total enrollment: 16
Response rate: 38% *WARNING: SAMPLE MAY NOT BE REPRESENTATIVE DUE TO LOW RESPONSE*

		**COMPARISON GROUP: Undergraduate sections with fewer than 25 enrolled							
		Instructor		Dept: PHIL # Sections: 48 Resp. rate: 78%		College: HFA # Sections: 1,355 Resp. rate: 84%		Campus # Sections: 3,578 Resp. rate: 85%	
Item #	SRTI Item	Mean	St. Dev.	Mean	St. Dev.	Mean	St. Dev.	Mean	St. Dev.
1	The instructor was well prepared for class. (5=Almost always, 1=Almost never)	4.8	0.41	4.8	0.22	4.7	0.33	4.7	0.31
2	The instructor explained course material clearly. (5=Almost always, 1=Almost never)	4.7	0.52	4.4	0.38	4.5	0.45	4.5	0.45
3	The instructor cleared up points of confusion. (5=Almost always, 1=Almost never)	4.7	0.52	4.4	0.44	4.5	0.44	4.5	0.44
4	The instructor used class time well. (5=Almost always, 1=Almost never)	4.5	0.84	4.5	0.39	4.5	0.43	4.5	0.42
5	The instructor inspired interest in the subject matter. (5=Almost always, 1=Almost never)	3.7	1.03	4.4	0.51	4.5	0.46	4.5	0.45
6	The instructor showed an interest in helping students learn. (5=Almost always, 1=Almost never)	4.8	0.41	4.6	0.36	4.7	0.36	4.7	0.37
7	I received useful feedback on my performance. (5=Almost always, 1=Almost never)	3.0	1.10	4.4	0.50	4.5	0.47	4.4	0.50
8	The methods of evaluating my work were fair. (5=Almost always, 1=Almost never)	4.5	0.55	4.7	0.39	4.6	0.39	4.6	0.39
9	The instructor stimulated student participation. (5=Almost always, 1=Almost never)	3.5	0.84	4.3	0.63	4.6	0.41	4.5	0.46
10	Overall, how much do you feel you learned in this course? (5=Much more than most, 1=Much less than most)	3.5	0.55	4.1	0.47	4.1	0.53	4.1	0.52
11	Overall rating of this instructor's teaching. (5=Almost always effective, 1=Almost never effective)	4.5	0.55	4.4	0.45	4.4	0.49	4.4	0.48
12	Overall rating of this course. (5=One of the best, 1=One of the worst)	3.5	0.55	4.1	0.53	4.2	0.55	4.2	0.55



**Reported only for 10 or more sections. Comparison group means are calculated using combined data for academic years 2008-10. Undergraduate sections are used as the comparison group for 500-level courses. Dept = all courses from the same department; College = courses from all other departments in the school/college; Campus = all UMass courses.

**University of Massachusetts Amherst Student Response to Instruction (SRTI)
Individual Section Report: Item Frequencies**

Semester: FALL 2011 Instructor: DIPAOLO, JOSHUA
 Course: PHIL 160 Section #:AD10 Class #: 36880
 Forms returned: 5
 Total enrollment: 9
 Response rate: 56%

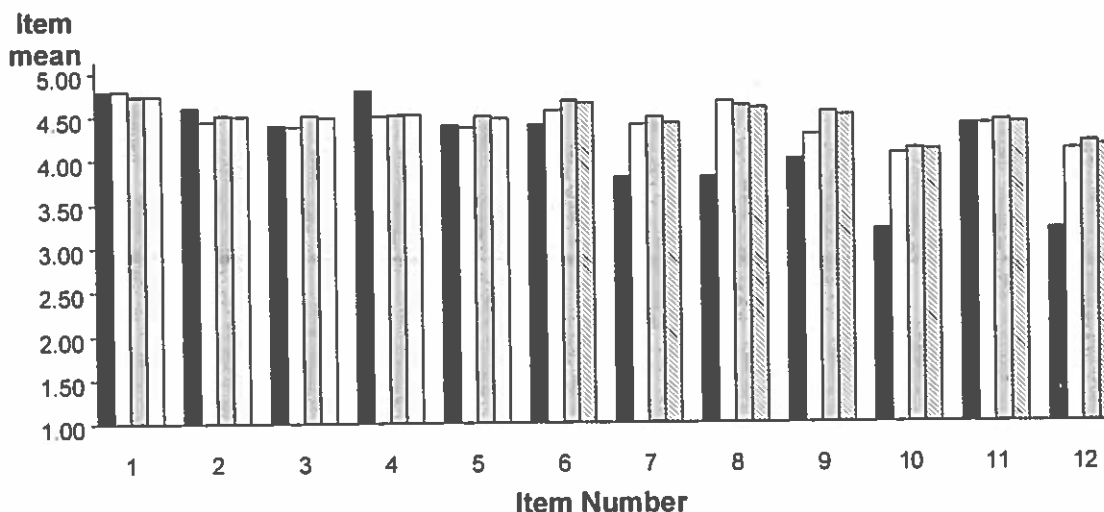

Item #	SRTI Item	5	4	3	2	1	OMIT	N
1	The instructor was well prepared for class. (5=Almost always, 1=Almost never)	4	1	0	0	0	0	5
		80%	20%	0%	0%	0%		
2	The instructor explained course material clearly. (5=Almost always, 1=Almost never)	4	0	1	0	0	0	5
		80%	0%	20%	0%	0%		
3	The instructor cleared up points of confusion. (5=Almost always, 1=Almost never)	2	3	0	0	0	0	5
		40%	60%	0%	0%	0%		
4	The instructor used class time well. (5=Almost always, 1=Almost never)	4	1	0	0	0	0	5
		80%	20%	0%	0%	0%		
5	The instructor inspired interest in the subject matter. (5=Almost always, 1=Almost never)	2	3	0	0	0	0	5
		40%	60%	0%	0%	0%		
6	The instructor showed an interest in helping students learn. (5=Almost always, 1=Almost never)	3	1	1	0	0	0	5
		60%	20%	20%	0%	0%		
7	I received useful feedback on my performance. (5=Almost always, 1=Almost never)	2	0	3	0	0	0	5
		40%	0%	60%	0%	0%		
8	The methods of evaluating my work were fair. (5=Almost always, 1=Almost never)	1	3	0	1	0	0	5
		20%	60%	0%	20%	0%		
9	The instructor stimulated student participation. (5=Almost always, 1=Almost never)	2	1	2	0	0	0	5
		40%	20%	40%	0%	0%		
10	Overall, how much do you feel you learned in this course? (5=Much more than most, 1=Much less than most)	0	2	2	1	0	0	5
		0%	40%	40%	20%	0%		
11	Overall rating of this instructor's teaching. (5=Almost always effective, 1=Almost never effective)	2	3	0	0	0	0	5
		40%	60%	0%	0%	0%		
12	Overall rating of this course. (5=One of the best, 1=One of the worst)	0	2	2	1	0	0	5
		0%	40%	40%	20%	0%		

This course is a	Student class level	Expected grade
Major requirement	20% Freshmen	40% A 0%
Gen. Ed. requirement	40% Sophomore	0% A- 20%
Other requirement	0% Junior	60% B+ 60%
Elective	40% Senior	0% B 0%
Missing	0% Graduate	0% B- 0%
	Other	0% C+ 0%
	Missing	0% C 0%
		C- 0%
		D+ 0%
		D 0%
		F 0%
		Other 20%
		Missing 0%

**University of Massachusetts Amherst Student Response to Instruction (SRTI)
Individual Section Report: Mean Comparisons (Within Class Size)**

Semester: FALL 2011 Instructor: DIPAOLLO, JOSHUA
Course: PHIL 160 Section #: AD10 Class #: 36880
Forms returned: 5
Total enrollment: 9
Response rate: 56%

		**COMPARISON GROUP: Undergraduate sections with fewer than 25 enrolled							
		Instructor		Dept: PHIL # Sections: 48 Resp. rate: 78%		College: HFA # Sections: 1,355 Resp. rate: 84%		Campus # Sections: 3,578 Resp. rate: 85%	
Item #	SRTI Item	Mean	St. Dev.	Mean	St. Dev.	Mean	St. Dev.	Mean	St. Dev.
1	The instructor was well prepared for class. (5=Almost always, 1=Almost never)	4.8	0.45	4.8	0.22	4.7	0.33	4.7	0.31
2	The instructor explained course material clearly. (5=Almost always, 1=Almost never)	4.6	0.89	4.4	0.38	4.5	0.45	4.5	0.45
3	The instructor cleared up points of confusion. (5=Almost always, 1=Almost never)	4.4	0.55	4.4	0.44	4.5	0.44	4.5	0.44
4	The instructor used class time well. (5=Almost always, 1=Almost never)	4.8	0.45	4.5	0.39	4.5	0.43	4.5	0.42
5	The instructor inspired interest in the subject matter. (5=Almost always, 1=Almost never)	4.4	0.55	4.4	0.51	4.5	0.46	4.5	0.45
6	The instructor showed an interest in helping students learn. (5=Almost always, 1=Almost never)	4.4	0.89	4.6	0.36	4.7	0.36	4.7	0.37
7	I received useful feedback on my performance. (5=Almost always, 1=Almost never)	3.8	1.10	4.4	0.50	4.5	0.47	4.4	0.50
8	The methods of evaluating my work were fair. (5=Almost always, 1=Almost never)	3.8	1.10	4.7	0.39	4.6	0.39	4.6	0.39
9	The instructor stimulated student participation. (5=Almost always, 1=Almost never)	4.0	1.00	4.3	0.63	4.6	0.41	4.5	0.46
10	Overall, how much do you feel you learned in this course? (5=Much more than most, 1=Much less than most)	3.2	0.84	4.1	0.47	4.1	0.53	4.1	0.52
11	Overall rating of this instructor's teaching. (5=Almost always effective, 1=Almost never effective)	4.4	0.55	4.4	0.45	4.4	0.49	4.4	0.46
12	Overall rating of this course. (5=One of the best, 1=One of the worst)	3.2	0.84	4.1	0.53	4.2	0.55	4.2	0.55



****Reported only for 10 or more sections. Comparison group means are calculated using combined data for academic years 2008-10. Undergraduate sections are used as the comparison group for 500-level courses. Dept = all courses from the same department; College = courses from all other departments in the school/college; Campus = all UMass courses.**