

**University of Massachusetts Amherst Student Response to Instruction (SRTI)
Individual Section Report: Item Frequencies**

Semester: SPR 2013 Instructor: DIPAOLO, JOSHUA
 Course: PHIL 100 Section #:BD04 Class #: 12409
 Forms returned: 9
 Total enrollment: 20
 Response rate: 45% *WARNING: SAMPLE MAY NOT BE REPRESENTATIVE DUE TO LOW RESPONSE*

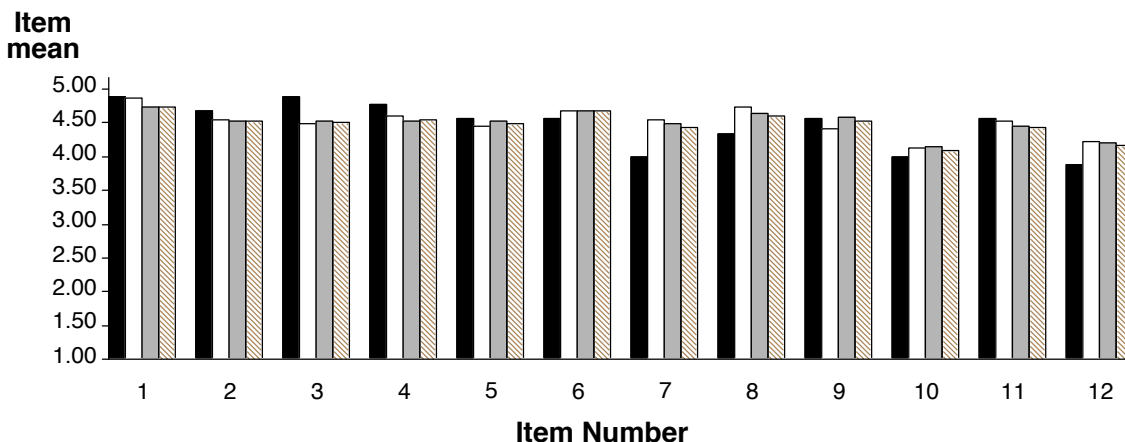

Item #	SRTI Item	5	4	3	2	1	OMIT	N
1	The instructor was well prepared for class. (5=Almost always, 1=Almost never)	8	1	0	0	0	0	9
		89%	11%	0%	0%	0%		
2	The instructor explained course material clearly. (5=Almost always, 1=Almost never)	6	3	0	0	0	0	9
		67%	33%	0%	0%	0%		
3	The instructor cleared up points of confusion. (5=Almost always, 1=Almost never)	8	1	0	0	0	0	9
		89%	11%	0%	0%	0%		
4	The instructor used class time well. (5=Almost always, 1=Almost never)	7	2	0	0	0	0	9
		78%	22%	0%	0%	0%		
5	The instructor inspired interest in the subject matter. (5=Almost always, 1=Almost never)	6	2	1	0	0	0	9
		67%	22%	11%	0%	0%		
6	The instructor showed an interest in helping students learn. (5=Almost always, 1=Almost never)	5	4	0	0	0	0	9
		56%	44%	0%	0%	0%		
7	I received useful feedback on my performance. (5=Almost always, 1=Almost never)	3	4	1	1	0	0	9
		33%	44%	11%	11%	0%		
8	The methods of evaluating my work were fair. (5=Almost always, 1=Almost never)	3	6	0	0	0	0	9
		33%	67%	0%	0%	0%		
9	The instructor stimulated student participation. (5=Almost always, 1=Almost never)	6	2	1	0	0	0	9
		67%	22%	11%	0%	0%		
10	Overall, how much do you feel you learned in this course? (5=Much more than most, 1=Much less than most)	2	5	2	0	0	0	9
		22%	56%	22%	0%	0%		
11	Overall rating of this instructor's teaching. (5=Almost always effective, 1=Almost never effective)	5	4	0	0	0	0	9
		56%	44%	0%	0%	0%		
12	Overall rating of this course. (5=One of the best, 1=One of the worst)	2	5	1	1	0	0	9
		22%	56%	11%	11%	0%		

This course is a	Student class level	Expected grade
Major requirement	0% Freshmen	11% A
Gen. Ed. requirement	56% Sophomore	33% A-
Other requirement	0% Junior	11% B+
Elective	11% Senior	22% B
Missing	33% Graduate	0% B-
	Other	0% C+
	Missing	22% C
		C-
		D+
		D
		F
		Other
		Missing

**University of Massachusetts Amherst Student Response to Instruction (SRTI)
Individual Section Report: Mean Comparisons (Within Class Size)**

Semester: SPR 2013 Instructor: DIPAOLLO, JOSHUA
Course: PHIL 100 Section #: BD04 Class #: 12409
Forms returned: 9
Total enrollment: 20
Response rate: 45% *WARNING: SAMPLE MAY NOT BE REPRESENTATIVE DUE TO LOW RESPONSE*

				**COMPARISON GROUP: Undergraduate sections with fewer than 25 enrolled							
				Instructor		Dept: PHIL # Sections: 44 Resp. rate: 79%		College: HFA # Sections: 1,328 Resp. rate: 86%		Campus # Sections: 3,825 Resp. rate: 86%	
Item #	SRTI Item	Mean	St. Dev.	Mean	St. Dev.	Mean	St. Dev.	Mean	St. Dev.		
1	The instructor was well prepared for class. (5=Almost always, 1=Almost never)	4.9	0.33	4.9	0.17	4.7	0.34	4.7	0.32		
2	The instructor explained course material clearly. (5=Almost always, 1=Almost never)	4.7	0.50	4.5	0.35	4.5	0.45	4.5	0.45		
3	The instructor cleared up points of confusion. (5=Almost always, 1=Almost never)	4.9	0.33	4.5	0.41	4.5	0.44	4.5	0.44		
4	The instructor used class time well. (5=Almost always, 1=Almost never)	4.8	0.44	4.6	0.32	4.5	0.43	4.5	0.42		
5	The instructor inspired interest in the subject matter. (5=Almost always, 1=Almost never)	4.6	0.73	4.4	0.38	4.5	0.46	4.5	0.46		
6	The instructor showed an interest in helping students learn. (5=Almost always, 1=Almost never)	4.6	0.53	4.7	0.28	4.7	0.37	4.7	0.37		
7	I received useful feedback on my performance. (5=Almost always, 1=Almost never)	4.0	1.00	4.5	0.40	4.5	0.47	4.4	0.50		
8	The methods of evaluating my work were fair. (5=Almost always, 1=Almost never)	4.3	0.50	4.7	0.32	4.6	0.39	4.6	0.40		
9	The instructor stimulated student participation. (5=Almost always, 1=Almost never)	4.6	0.73	4.4	0.44	4.6	0.41	4.5	0.46		
10	Overall, how much do you feel you learned in this course? (5=Much more than most, 1=Much less than most)	4.0	0.71	4.1	0.41	4.1	0.52	4.1	0.53		
11	Overall rating of this instructor's teaching. (5=Almost always effective, 1=Almost never effective)	4.6	0.53	4.5	0.38	4.4	0.49	4.4	0.48		
12	Overall rating of this course. (5=One of the best, 1=One of the worst)	3.9	0.93	4.2	0.47	4.2	0.55	4.2	0.56		



**Reported only for 10 or more sections. Comparison means are calculated using combined data for AY2009-AY2011. Undergraduate sections are used as the comparison group for 500-level courses. Dept = all courses from the same department; College = courses from all other departments in the school/college; Campus = all UMass courses.

**University of Massachusetts Amherst Student Response to Instruction (SRTI)
Individual Section Report: Item Frequencies**

Semester: SPR 2013 Instructor: DIPAOLO, JOSHUA
 Course: PHIL 100 Section #:BD09 Class #: 12448
 Forms returned: 22
 Total enrollment: 23
 Response rate: 96%

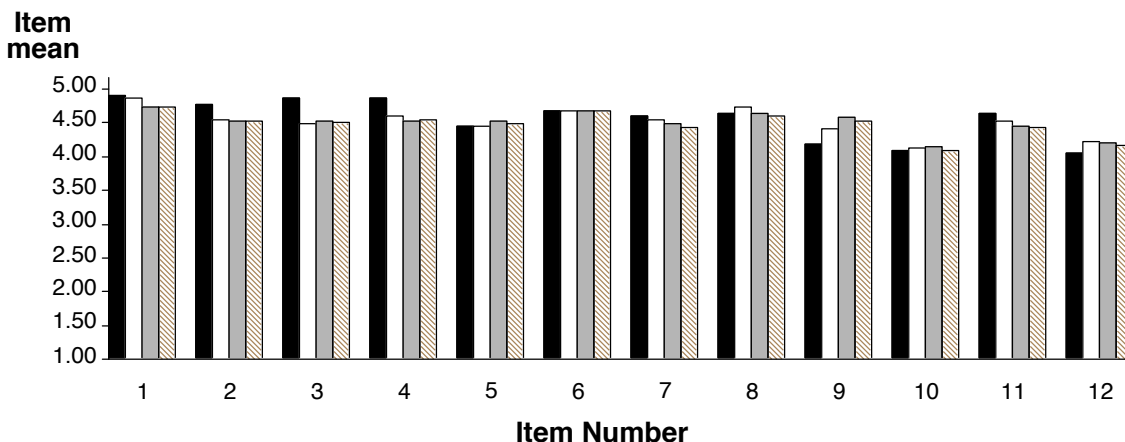

Item #	SRTI Item	5	4	3	2	1	OMIT	N
1	The instructor was well prepared for class. (5=Almost always, 1=Almost never)	20	2	0	0	0	0	22
		91%	9%	0%	0%	0%		
2	The instructor explained course material clearly. (5=Almost always, 1=Almost never)	17	5	0	0	0	0	22
		77%	23%	0%	0%	0%		
3	The instructor cleared up points of confusion. (5=Almost always, 1=Almost never)	19	3	0	0	0	0	22
		86%	14%	0%	0%	0%		
4	The instructor used class time well. (5=Almost always, 1=Almost never)	19	3	0	0	0	0	22
		86%	14%	0%	0%	0%		
5	The instructor inspired interest in the subject matter. (5=Almost always, 1=Almost never)	14	5	2	1	0	0	22
		64%	23%	9%	5%	0%		
6	The instructor showed an interest in helping students learn. (5=Almost always, 1=Almost never)	16	5	1	0	0	0	22
		73%	23%	5%	0%	0%		
7	I received useful feedback on my performance. (5=Almost always, 1=Almost never)	17	2	2	1	0	0	22
		77%	9%	9%	5%	0%		
8	The methods of evaluating my work were fair. (5=Almost always, 1=Almost never)	15	6	1	0	0	0	22
		68%	27%	5%	0%	0%		
9	The instructor stimulated student participation. (5=Almost always, 1=Almost never)	10	6	6	0	0	0	22
		45%	27%	27%	0%	0%		
10	Overall, how much do you feel you learned in this course? (5=Much more than most, 1=Much less than most)	8	9	4	1	0	0	22
		36%	41%	18%	5%	0%		
11	Overall rating of this instructor's teaching. (5=Almost always effective, 1=Almost never effective)	16	4	2	0	0	0	22
		73%	18%	9%	0%	0%		
12	Overall rating of this course. (5=One of the best, 1=One of the worst)	9	6	6	1	0	0	22
		41%	27%	27%	5%	0%		

This course is a	Student class level	Expected grade
Major requirement	0% Freshmen	68% A 27%
Gen. Ed. requirement	64% Sophomore	9% A- 27%
Other requirement	0% Junior	5% B+ 14%
Elective	36% Senior	18% B 14%
Missing	0% Graduate	0% B- 5%
	Other	0% C+ 0%
	Missing	0% C 9%
		C- 0%
		D+ 0%
		D 0%
		F 0%
		Other 5%
		Missing 0%

**University of Massachusetts Amherst Student Response to Instruction (SRTI)
Individual Section Report: Mean Comparisons (Within Class Size)**

Semester: SPR 2013 Instructor: DIPAOLLO, JOSHUA
Course: PHIL 100 Section #: BD09 Class #: 12448
Forms returned: 22
Total enrollment: 23
Response rate: 96%

				**COMPARISON GROUP: Undergraduate sections with fewer than 25 enrolled							
				Instructor		Dept: PHIL # Sections: 44 Resp. rate: 79%		College: HFA # Sections: 1,328 Resp. rate: 86%		Campus # Sections: 3,825 Resp. rate: 86%	
Item #	SRTI Item	Mean	St. Dev.	Mean	St. Dev.	Mean	St. Dev.	Mean	St. Dev.		
1	The instructor was well prepared for class. (5=Almost always, 1=Almost never)	4.9	0.29	4.9	0.17	4.7	0.34	4.7	0.32		
2	The instructor explained course material clearly. (5=Almost always, 1=Almost never)	4.8	0.43	4.5	0.35	4.5	0.45	4.5	0.45		
3	The instructor cleared up points of confusion. (5=Almost always, 1=Almost never)	4.9	0.35	4.5	0.41	4.5	0.44	4.5	0.44		
4	The instructor used class time well. (5=Almost always, 1=Almost never)	4.9	0.35	4.6	0.32	4.5	0.43	4.5	0.42		
5	The instructor inspired interest in the subject matter. (5=Almost always, 1=Almost never)	4.5	0.86	4.4	0.38	4.5	0.46	4.5	0.46		
6	The instructor showed an interest in helping students learn. (5=Almost always, 1=Almost never)	4.7	0.57	4.7	0.28	4.7	0.37	4.7	0.37		
7	I received useful feedback on my performance. (5=Almost always, 1=Almost never)	4.6	0.85	4.5	0.40	4.5	0.47	4.4	0.50		
8	The methods of evaluating my work were fair. (5=Almost always, 1=Almost never)	4.6	0.58	4.7	0.32	4.6	0.39	4.6	0.40		
9	The instructor stimulated student participation. (5=Almost always, 1=Almost never)	4.2	0.85	4.4	0.44	4.6	0.41	4.5	0.46		
10	Overall, how much do you feel you learned in this course? (5=Much more than most, 1=Much less than most)	4.1	0.87	4.1	0.41	4.1	0.52	4.1	0.53		
11	Overall rating of this instructor's teaching. (5=Almost always effective, 1=Almost never effective)	4.6	0.66	4.5	0.38	4.4	0.49	4.4	0.48		
12	Overall rating of this course. (5=One of the best, 1=One of the worst)	4.0	0.95	4.2	0.47	4.2	0.55	4.2	0.56		



***Reported only for 10 or more sections. Comparison means are calculated using combined data for AY2009-AY2011. Undergraduate sections are used as the comparison group for 500-level courses. Dept = all courses from the same department; College = courses from all other departments in the school/college; Campus = all UMass courses.*