

**University of Massachusetts Amherst Student Response to Instruction (SRTI)  
Individual Section Report: Item Frequencies**

Semester: SPR 2011    Instructor: DIPAOLO, JOSH  
 Course: PHIL 100    Section #:BD05    Class #: 15570  
 Forms returned: 19  
 Total enrollment: 27  
 Response rate: 70%

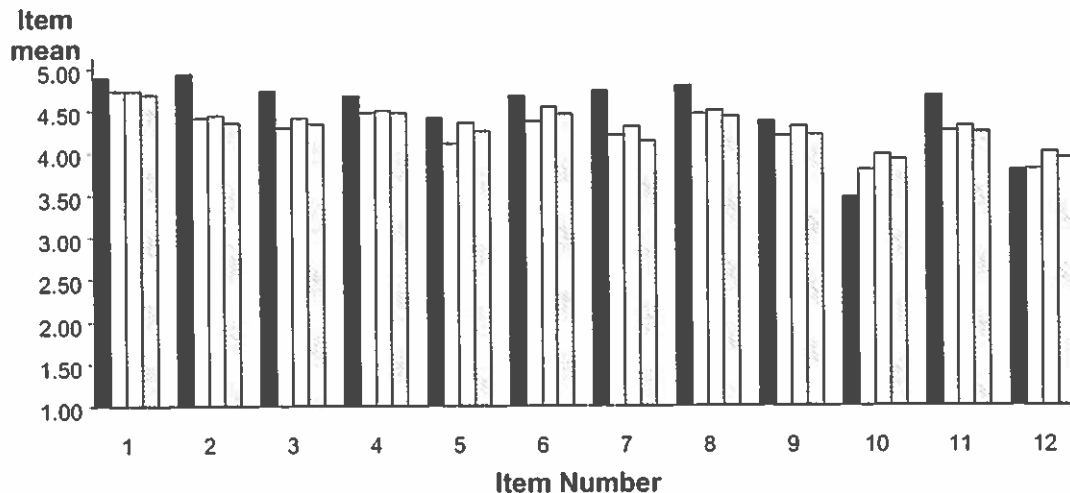

Item #	SRTI Item	5	4	3	2	1	OMIT	N
1	The instructor was well prepared for class. (5=Almost always, 1=Almost never)	17	2	0	0	0	0	19
		89%	11%	0%	0%	0%		
2	The instructor explained course material clearly. (5=Almost always, 1=Almost never)	18	1	0	0	0	0	19
		95%	5%	0%	0%	0%		
3	The instructor cleared up points of confusion. (5=Almost always, 1=Almost never)	14	5	0	0	0	0	19
		74%	26%	0%	0%	0%		
4	The instructor used class time well. (5=Almost always, 1=Almost never)	13	6	0	0	0	0	19
		68%	32%	0%	0%	0%		
5	The instructor inspired interest in the subject matter. (5=Almost always, 1=Almost never)	12	3	4	0	0	0	19
		63%	16%	21%	0%	0%		
6	The instructor showed an interest in helping students learn. (5=Almost always, 1=Almost never)	14	4	1	0	0	0	19
		74%	21%	5%	0%	0%		
7	I received useful feedback on my performance. (5=Almost always, 1=Almost never)	14	5	0	0	0	0	19
		74%	26%	0%	0%	0%		
8	The methods of evaluating my work were fair. (5=Almost always, 1=Almost never)	16	2	1	0	0	0	19
		84%	11%	5%	0%	0%		
9	The instructor stimulated student participation. (5=Almost always, 1=Almost never)	10	6	3	0	0	0	19
		53%	32%	16%	0%	0%		
10	Overall, how much do you feel you learned in this course? (5=Much more than most, 1=Much less than most)	1	9	8	0	1	0	19
		5%	47%	42%	0%	5%		
11	Overall rating of this instructor's teaching. (5=Almost always effective, 1=Almost never effective)	13	6	0	0	0	0	19
		68%	32%	0%	0%	0%		
12	Overall rating of this course. (5=One of the best, 1=One of the worst)	4	7	8	0	0	0	19
		21%	37%	42%	0%	0%		

This course is a	Student class level	Expected grade
Major requirement	0% Freshmen	58% A 16%
Gen. Ed. requirement	74% Sophomore	16% A- 5%
Other requirement	5% Junior	21% B+ 32%
Elective	21% Senior	5% B 32%
Missing	0% Graduate	0% B- 5%
	Other	0% C+ 0%
	Missing	0% C 5%
		C- 0%
		D+ 0%
		D 0%
		F 0%
		Other 0%
		Missing 5%

**University of Massachusetts Amherst Student Response to Instruction (SRTI)  
Individual Section Report: Mean Comparisons (Within Class Size)**

Semester: SPR 2011    Instructor: DIPAULO, JOSH  
 Course: PHIL 100    Section #: BD05    Class #: 15570  
 Forms returned: 19  
 Total enrollment: 27  
 Response rate: 70%

				<b>**COMPARISON GROUP: Undergraduate sections with 25 to 59 enrolled</b>							
				Instructor		Dept: PHIL # Sections: 24 Resp. rate: 66%		College: HFA # Sections: 554 Resp. rate: 77%		Campus # Sections: 2,853 Resp. rate: 74%	
Item #	SRTI Item	Mean	St. Dev.	Mean	St. Dev.	Mean	St. Dev.	Mean	St. Dev.		
1	The instructor was well prepared for class. (5=Almost always, 1=Almost never)	4.9	0.32	4.7	0.28	4.7	0.26	4.7	0.31		
2	The instructor explained course material clearly. (5=Almost always, 1=Almost never)	4.9	0.23	4.4	0.30	4.5	0.40	4.4	0.50		
3	The instructor cleared up points of confusion. (5=Almost always, 1=Almost never)	4.7	0.45	4.3	0.29	4.4	0.41	4.3	0.49		
4	The instructor used class time well. (5=Almost always, 1=Almost never)	4.7	0.48	4.5	0.29	4.5	0.37	4.5	0.40		
5	The instructor inspired interest in the subject matter. (5=Almost always, 1=Almost never)	4.4	0.84	4.1	0.30	4.4	0.44	4.3	0.52		
6	The instructor showed an interest in helping students learn. (5=Almost always, 1=Almost never)	4.7	0.58	4.4	0.24	4.5	0.36	4.5	0.44		
7	I received useful feedback on my performance. (5=Almost always, 1=Almost never)	4.7	0.45	4.2	0.36	4.3	0.45	4.1	0.54		
8	The methods of evaluating my work were fair. (5=Almost always, 1=Almost never)	4.8	0.54	4.5	0.35	4.5	0.37	4.4	0.41		
9	The instructor stimulated student participation. (5=Almost always, 1=Almost never)	4.4	0.76	4.2	0.38	4.3	0.54	4.2	0.57		
10	Overall, how much do you feel you learned in this course? (5=Much more than most, 1=Much less than most)	3.5	0.84	3.8	0.35	4.0	0.47	3.9	0.51		
11	Overall rating of this instructor's teaching. (5=Almost always effective, 1=Almost never effective)	4.7	0.48	4.2	0.34	4.3	0.46	4.2	0.52		
12	Overall rating of this course. (5=One of the best, 1=One of the worst)	3.8	0.79	3.8	0.38	4.0	0.51	3.9	0.56		



**\*\*Reported only for 10 or more sections. Comparison group means are calculated using combined data for academic years 2007-09. Undergraduate sections are used as the comparison group for 500-level courses. Dept = all courses from the same department; College = courses from all other departments in the school/college; Campus = all UMass courses.**

**University of Massachusetts Amherst Student Response to Instruction (SRTI)  
Individual Section Report: Item Frequencies**

Semester: SPR 2011    Instructor: DIPALO, JOSH  
 Course: PHIL 100    Section #:BD06    Class #: 15571  
 Forms returned: 9  
 Total enrollment: 12  
 Response rate: 75%

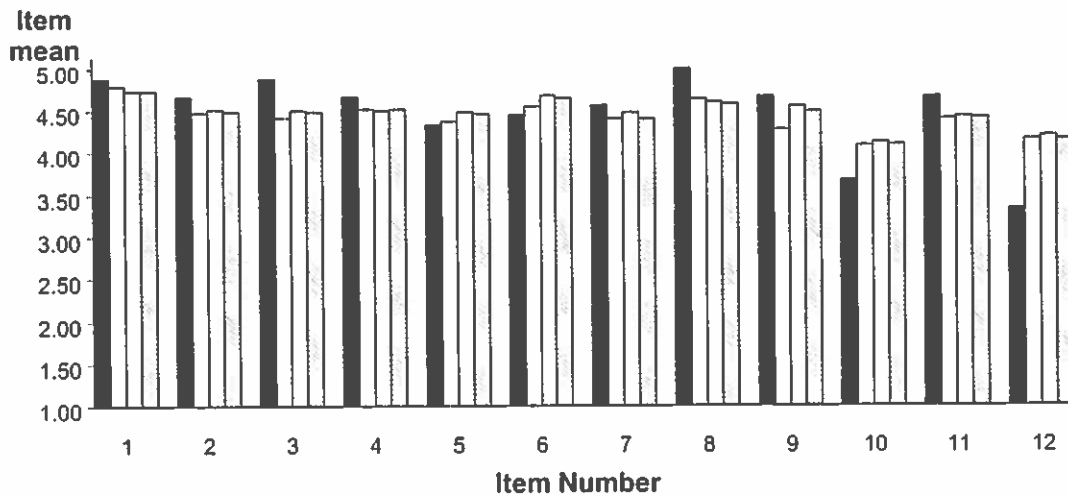

Item #	SRTI Item	5	4	3	2	1	OMIT	N
1	The instructor was well prepared for class. (5=Almost always, 1=Almost never)	8	1	0	0	0	0	9
		89%	11%	0%	0%	0%		
2	The instructor explained course material clearly. (5=Almost always, 1=Almost never)	6	3	0	0	0	0	9
		67%	33%	0%	0%	0%		
3	The instructor cleared up points of confusion. (5=Almost always, 1=Almost never)	8	1	0	0	0	0	9
		89%	11%	0%	0%	0%		
4	The instructor used class time well. (5=Almost always, 1=Almost never)	6	3	0	0	0	0	9
		67%	33%	0%	0%	0%		
5	The instructor inspired interest in the subject matter. (5=Almost always, 1=Almost never)	4	4	1	0	0	0	9
		44%	44%	11%	0%	0%		
6	The instructor showed an interest in helping students learn. (5=Almost always, 1=Almost never)	6	1	2	0	0	0	9
		67%	11%	22%	0%	0%		
7	I received useful feedback on my performance. (5=Almost always, 1=Almost never)	5	4	0	0	0	0	9
		56%	44%	0%	0%	0%		
8	The methods of evaluating my work were fair. (5=Almost always, 1=Almost never)	9	0	0	0	0	0	9
		100%	0%	0%	0%	0%		
9	The instructor stimulated student participation (5=Almost always, 1=Almost never)	6	3	0	0	0	0	9
		67%	33%	0%	0%	0%		
10	Overall, how much do you feel you learned in this course? (5=Much more than most, 1=Much less than most)	2	3	3	1	0	0	9
		22%	33%	33%	11%	0%		
11	Overall rating of this instructor's teaching. (5=Almost always effective, 1=Almost never effective)	6	3	0	0	0	0	9
		67%	33%	0%	0%	0%		
12	Overall rating of this course (5=One of the best, 1=One of the worst)	0	3	6	0	0	0	9
		0%	33%	67%	0%	0%		

This course is a	Student class level	Expected grade
Major requirement	0% Freshmen	78% A 11%
Gen. Ed. requirement	67% Sophomore	22% A- 22%
Other requirement	0% Junior	0% B+ 22%
Elective	33% Senior	0% B 22%
Missing	0% Graduate	0% B- 0%
	Other	0% C+ 11%
	Missing	0% C 11%
		C- 0%
		D+ 0%
		D 0%
		F 0%
		Other 0%
		Missing 0%

**University of Massachusetts Amherst Student Response to Instruction (SRTI)  
Individual Section Report: Mean Comparisons (Within Class Size)**

Semester: SPR 2011 Instructor: DIPALO, JOSH  
Course: PHIL 100 Section #: BD06 Class #: 15571  
Forms returned: 9  
Total enrollment: 12  
Response rate: 75%

				<b>**COMPARISON GROUP: Undergraduate sections with fewer than 25 enrolled</b>							
				Instructor		Dept: PHIL # Sections: 52 Resp. rate: 76%		College: HFA # Sections: 1,266 Resp. rate: 83%		Campus # Sections: 3,414 Resp. rate: 84%	
Item #	SRTI Item	Mean	St. Dev.	Mean	St. Dev.	Mean	St. Dev.	Mean	St. Dev.		
1	The instructor was well prepared for class. (5=Almost always, 1=Almost never)	4.9	0.33	4.8	0.22	4.7	0.34	4.7	0.32		
2	The instructor explained course material clearly. (5=Almost always, 1=Almost never)	4.7	0.50	4.5	0.37	4.5	0.46	4.5	0.45		
3	The instructor cleared up points of confusion. (5=Almost always, 1=Almost never)	4.9	0.33	4.4	0.43	4.5	0.46	4.5	0.45		
4	The instructor used class time well. (5=Almost always, 1=Almost never)	4.7	0.50	4.5	0.39	4.5	0.45	4.5	0.43		
5	The instructor inspired interest in the subject matter. (5=Almost always, 1=Almost never)	4.3	0.71	4.4	0.50	4.5	0.47	4.5	0.46		
6	The instructor showed an interest in helping students learn. (5=Almost always, 1=Almost never)	4.4	0.88	4.5	0.35	4.7	0.36	4.6	0.37		
7	I received useful feedback on my performance. (5=Almost always, 1=Almost never)	4.6	0.53	4.4	0.50	4.5	0.50	4.4	0.51		
8	The methods of evaluating my work were fair. (5=Almost always, 1=Almost never)	5.0	0.00	4.6	0.38	4.6	0.40	4.6	0.40		
9	The instructor stimulated student participation. (5=Almost always, 1=Almost never)	4.7	0.50	4.3	0.59	4.5	0.43	4.5	0.47		
10	Overall, how much do you feel you learned in this course? (5=Much more than most, 1=Much less than most)	3.7	1.00	4.1	0.44	4.1	0.54	4.1	0.53		
11	Overall rating of this instructor's teaching. (5=Almost always effective, 1=Almost never effective)	4.7	0.50	4.4	0.44	4.4	0.50	4.4	0.49		
12	Overall rating of this course. (5=One of the best, 1=One of the worst)	3.3	0.50	4.2	0.51	4.2	0.56	4.2	0.55		



*\*\*Reported only for 10 or more sections. Comparison group means are calculated using combined data for academic years 2007-09. Undergraduate sections are used as the comparison group for 500-level courses. Dept = all courses from the same department; College = courses from all other departments in the school/college; Campus = all UMass courses.*