

**University of Massachusetts Amherst Student Response to Instruction (SRTI)
Individual Section Report: Item Frequencies**

Semester: FALL 2012 Instructor: DIPAOLO, JOSHUA
Course: PHIL 100 Section #:BD03 Class #: 72481
Forms returned: 27
Total enrollment: 27
Response rate: 100%

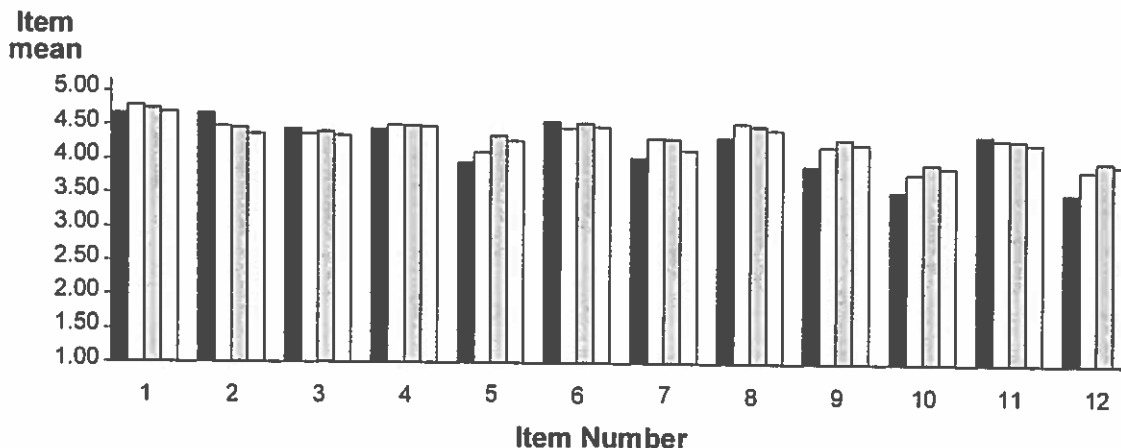
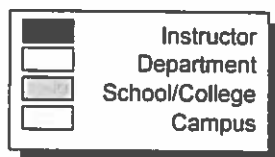
Item #	SRTI Item	5	4	3	2	1	OMIT	N
1	The instructor was well prepared for class. (5=Almost always, 1=Almost never)	19	7	1	0	0	0	27
		70%	26%	4%	0%	0%		
2	The instructor explained course material clearly. (5=Almost always, 1=Almost never)	19	7	1	0	0	0	27
		70%	26%	4%	0%	0%		
3	The instructor cleared up points of confusion. (5=Almost always, 1=Almost never)	16	7	4	0	0	0	27
		59%	26%	15%	0%	0%		
4	The instructor used class time well. (5=Almost always, 1=Almost never)	15	9	3	0	0	0	27
		56%	33%	11%	0%	0%		
5	The instructor inspired interest in the subject matter. (5=Almost always, 1=Almost never)	8	10	9	0	0	0	27
		30%	37%	33%	0%	0%		
6	The instructor showed an interest in helping students learn. (5=Almost always, 1=Almost never)	18	7	1	1	0	0	27
		67%	26%	4%	4%	0%		
7	I received useful feedback on my performance. (5=Almost always, 1=Almost never)	8	14	3	2	0	0	27
		30%	52%	11%	7%	0%		
8	The methods of evaluating my work were fair. (5=Almost always, 1=Almost never)	14	9	3	1	0	0	27
		52%	33%	11%	4%	0%		
9	The instructor stimulated student participation. (5=Almost always, 1=Almost never)	7	10	9	0	0	1	26
		27%	38%	35%	0%	0%		
10	Overall, how much do you feel you learned in this course? (5=Much more than most, 1=Much less than most)	3	9	13	1	0	1	26
		12%	35%	50%	4%	0%		
11	Overall rating of this instructor's teaching. (5=Almost always effective, 1=Almost never effective)	12	13	2	0	0	0	27
		44%	48%	7%	0%	0%		
12	Overall rating of this course. (5=One of the best, 1=One of the worst)	3	11	10	3	0	0	27
		11%	41%	37%	11%	0%		

This course is a	Student class level	Expected grade
Major requirement	0% Freshmen	59% A 19%
Gen. Ed. requirement	74% Sophomore	15% A- 11%
Other requirement	0% Junior	7% B+ 15%
Elective	15% Senior	7% B 4%
Missing	11% Graduate	0% B- 19%
	Other	0% C+ 4%
	Missing	11% C 7%
		C- 4%
		D+ 4%
		D 0%
		F 0%
		Other 0%
		Missing 15%

**University of Massachusetts Amherst Student Response to Instruction (SRTI)
Individual Section Report: Mean Comparisons (Within Class Size)**

Semester: FALL 2012 Instructor: DIPAOLLO, JOSHUA
Course: PHIL 100 Section #: BD03 Class #: 72481
Forms returned: 27
Total enrollment: 27
Response rate: 100%

				**COMPARISON GROUP: Undergraduate sections with 25 to 59 enrolled							
				Instructor		Dept: PHIL # Sections: 20 Resp. rate: 65%		College: HFA # Sections: 616 Resp. rate: 79%		Campus # Sections: 3,001 Resp. rate: 76%	
Item #	SRTI Item	Mean	St. Dev.	Mean	St. Dev.	Mean	St. Dev.	Mean	St. Dev.		
1	The instructor was well prepared for class. (5=Almost always, 1=Almost never)	4.7	0.55	4.8	0.24	4.7	0.27	4.7	0.31		
2	The instructor explained course material clearly. (5=Almost always, 1=Almost never)	4.7	0.55	4.5	0.28	4.5	0.41	4.4	0.49		
3	The instructor cleared up points of confusion. (5=Almost always, 1=Almost never)	4.4	0.75	4.4	0.27	4.4	0.41	4.4	0.49		
4	The instructor used class time well. (5=Almost always, 1=Almost never)	4.4	0.70	4.5	0.25	4.5	0.36	4.5	0.40		
5	The instructor inspired interest in the subject matter. (5=Almost always, 1=Almost never)	4.0	0.81	4.1	0.31	4.4	0.43	4.3	0.51		
6	The instructor showed an interest in helping students learn. (5=Almost always, 1=Almost never)	4.6	0.75	4.5	0.28	4.5	0.36	4.5	0.42		
7	I received useful feedback on my performance. (5=Almost always, 1=Almost never)	4.0	0.85	4.3	0.33	4.3	0.44	4.1	0.54		
8	The methods of evaluating my work were fair. (5=Almost always, 1=Almost never)	4.3	0.83	4.5	0.24	4.5	0.33	4.4	0.40		
9	The instructor stimulated student participation. (5=Almost always, 1=Almost never)	3.9	0.80	4.2	0.38	4.3	0.51	4.2	0.56		
10	Overall, how much do you feel you learned in this course? (5=Much more than most, 1=Much less than most)	3.5	0.76	3.8	0.33	4.0	0.47	3.9	0.51		
11	Overall rating of this instructor's teaching. (5=Almost always effective, 1=Almost never effective)	4.4	0.63	4.3	0.29	4.3	0.46	4.3	0.52		
12	Overall rating of this course. (5=One of the best, 1=One of the worst)	3.5	0.85	3.9	0.37	4.0	0.50	3.9	0.56		



**Reported only for 10 or more sections. Comparison means are calculated using combined data for AY2009-AY2011. Undergraduate sections are used as the comparison group for 500-level courses. Dept = all courses from the same department; College = courses from all other departments in the school/college; Campus = all UMass courses.

**University of Massachusetts Amherst Student Response to Instruction (SRTI)
Individual Section Report: Item Frequencies**

Semester: FALL 2012 Instructor: DIPAOLO, JOSHUA
Course: PHIL 100 Section #:BD05 Class #: 72483
Forms returned: 19
Total enrollment: 19
Response rate: 100%

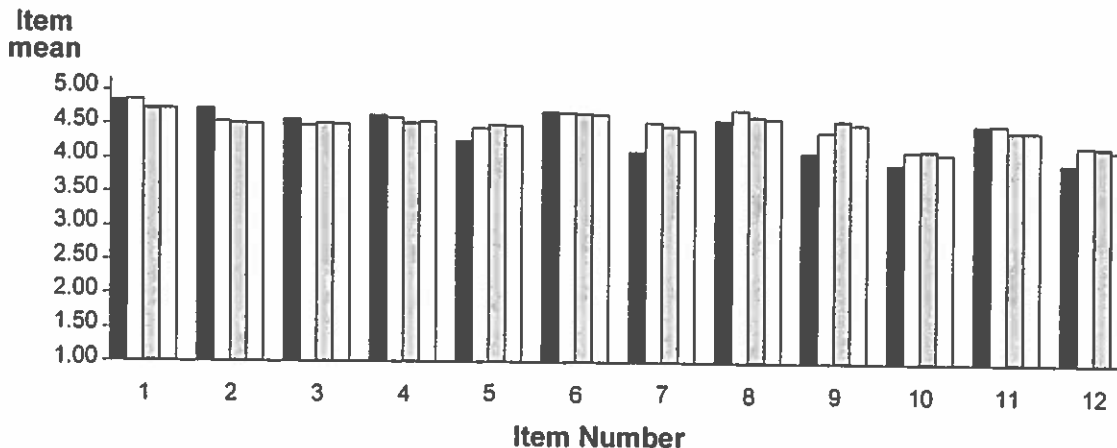

Item #	SRTI Item	5	4	3	2	1	OMIT	N
1	The instructor was well prepared for class. (5=Almost always, 1=Almost never)	17	1	1	0	0	0	19
		89%	5%	5%	0%	0%		
2	The instructor explained course material clearly. (5=Almost always, 1=Almost never)	14	5	0	0	0	0	19
		74%	26%	0%	0%	0%		
3	The instructor cleared up points of confusion. (5=Almost always, 1=Almost never)	11	8	0	0	0	0	19
		58%	42%	0%	0%	0%		
4	The instructor used class time well. (5=Almost always, 1=Almost never)	14	3	2	0	0	0	19
		74%	16%	11%	0%	0%		
5	The instructor inspired interest in the subject matter. (5=Almost always, 1=Almost never)	9	7	2	1	0	0	19
		47%	37%	11%	5%	0%		
6	The instructor showed an interest in helping students learn. (5=Almost always, 1=Almost never)	13	6	0	0	0	0	19
		68%	32%	0%	0%	0%		
7	I received useful feedback on my performance. (5=Almost always, 1=Almost never)	8	6	4	1	0	0	19
		42%	32%	21%	5%	0%		
8	The methods of evaluating my work were fair. (5=Almost always, 1=Almost never)	12	6	1	0	0	0	19
		63%	32%	5%	0%	0%		
9	The instructor stimulated student participation. (5=Almost always, 1=Almost never)	6	9	4	0	0	0	19
		32%	47%	21%	0%	0%		
10	Overall, how much do you feel you learned in this course? (5=Much more than most, 1=Much less than most)	4	10	3	1	0	1	18
		22%	56%	17%	6%	0%		
11	Overall rating of this instructor's teaching. (5=Almost always effective, 1=Almost never effective)	11	7	1	0	0	0	19
		58%	37%	5%	0%	0%		
12	Overall rating of this course (5=One of the best, 1=One of the worst)	5	9	4	1	0	0	19
		26%	47%	21%	5%	0%		

This course is a	Student class level	Expected grade
Major requirement	16% Freshmen	84% A 42%
Gen. Ed. requirement	58% Sophomore	5% A- 11%
Other requirement	0% Junior	0% B+ 0%
Elective	26% Senior	11% B 21%
Missing	0% Graduate	0% B- 16%
	Other	0% C+ 0%
	Missing	0% C 5%
		C- 0%
		D+ 0%
		D 0%
		F 0%
		Other 5%
		Missing 0%

**University of Massachusetts Amherst Student Response to Instruction (SRTI)
Individual Section Report: Mean Comparisons (Within Class Size)**

Semester: FALL 2012 Instructor: DIPAOLLO, JOSHUA
Course: PHIL 100 Section #: BD05 Class #: 72483
Forms returned: 19
Total enrollment: 19
Response rate: 100%

		**COMPARISON GROUP: Undergraduate sections with fewer than 25 enrolled							
		Instructor		Dept: PHIL # Sections: 44 Resp. rate: 79%		College: HFA # Sections: 1,337 Resp. rate: 86%		Campus # Sections: 3,896 Resp. rate: 86%	
Item #	SRTI Item	Mean	St. Dev.	Mean	St. Dev.	Mean	St. Dev.	Mean	St. Dev.
1	The instructor was well prepared for class. (5=Almost always, 1=Almost never)	4.8	0.50	4.9	0.17	4.7	0.34	4.7	0.32
2	The instructor explained course material clearly. (5=Almost always, 1=Almost never)	4.7	0.45	4.5	0.35	4.5	0.45	4.5	0.45
3	The instructor cleared up points of confusion. (5=Almost always, 1=Almost never)	4.6	0.51	4.5	0.41	4.5	0.44	4.5	0.44
4	The instructor used class time well. (5=Almost always, 1=Almost never)	4.6	0.68	4.6	0.32	4.5	0.43	4.5	0.42
5	The instructor inspired interest in the subject matter. (5=Almost always, 1=Almost never)	4.3	0.87	4.4	0.38	4.5	0.46	4.5	0.46
6	The instructor showed an interest in helping students learn. (5=Almost always, 1=Almost never)	4.7	0.48	4.7	0.28	4.7	0.37	4.7	0.37
7	I received useful feedback on my performance. (5=Almost always, 1=Almost never)	4.1	0.94	4.5	0.40	4.5	0.47	4.4	0.50
8	The methods of evaluating my work were fair. (5=Almost always, 1=Almost never)	4.6	0.61	4.7	0.32	4.6	0.39	4.6	0.40
9	The instructor stimulated student participation. (5=Almost always, 1=Almost never)	4.1	0.74	4.4	0.44	4.6	0.41	4.5	0.46
10	Overall, how much do you feel you learned in this course? (5=Much more than most, 1=Much less than most)	3.9	0.80	4.1	0.41	4.1	0.52	4.1	0.54
11	Overall rating of this instructor's teaching (5=Almost always effective, 1=Almost never effective)	4.5	0.61	4.5	0.38	4.4	0.49	4.4	0.48
12	Overall rating of this course. (5=One of the best, 1=One of the worst)	3.9	0.85	4.2	0.47	4.2	0.55	4.2	0.56



**Reported only for 10 or more sections. Comparison means are calculated using combined data for AY2009-AY2011. Undergraduate sections are used as the comparison group for 500-level courses. Dept = all courses from the same department; College = courses from all other departments in the school/college; Campus = all UMass courses.

**University of Massachusetts Amherst Student Response to Instruction (SRTI)
Individual Section Report: Item Frequencies**

Semester: FALL 2012 Instructor: DIPAOLO, JOSHUA
Course: PHIL 100 Section #:BD08 Class #: 72517
Forms returned: 16
Total enrollment: 21
Response rate: 76%

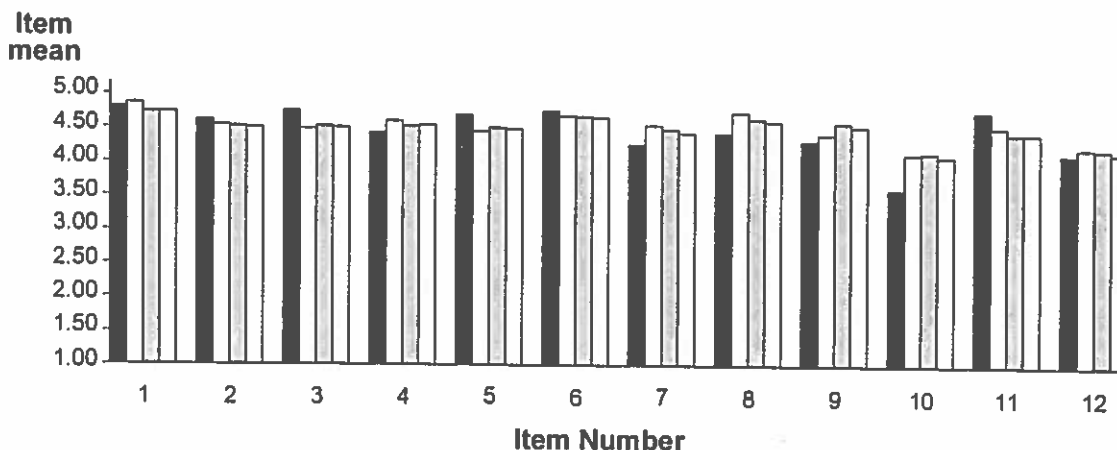

Item #	SRTI Item	5	4	3	2	1	OMIT	N
1	The instructor was well prepared for class. (5=Almost always, 1=Almost never)	13	3	0	0	0	0	16
		81%	19%	0%	0%	0%		
2	The instructor explained course material clearly. (5=Almost always, 1=Almost never)	10	6	0	0	0	0	16
		63%	38%	0%	0%	0%		
3	The instructor cleared up points of confusion. (5=Almost always, 1=Almost never)	12	4	0	0	0	0	16
		75%	25%	0%	0%	0%		
4	The instructor used class time well. (5=Almost always, 1=Almost never)	9	5	2	0	0	0	16
		56%	31%	13%	0%	0%		
5	The instructor inspired interest in the subject matter. (5=Almost always, 1=Almost never)	11	5	0	0	0	0	16
		69%	31%	0%	0%	0%		
6	The instructor showed an interest in helping students learn. (5=Almost always, 1=Almost never)	12	4	0	0	0	0	16
		75%	25%	0%	0%	0%		
7	I received useful feedback on my performance. (5=Almost always, 1=Almost never)	9	3	3	1	0	0	16
		56%	19%	19%	6%	0%		
8	The methods of evaluating my work were fair. (5=Almost always, 1=Almost never)	8	7	1	0	0	0	16
		50%	44%	6%	0%	0%		
9	The instructor stimulated student participation. (5=Almost always, 1=Almost never)	7	7	2	0	0	0	16
		44%	44%	13%	0%	0%		
10	Overall, how much do you feel you learned in this course? (5=Much more than most, 1=Much less than most)	3	8	1	1	2	1	15
		20%	53%	7%	7%	13%		
11	Overall rating of this instructor's teaching. (5=Almost always effective, 1=Almost never effective)	12	4	0	0	0	0	16
		75%	25%	0%	0%	0%		
12	Overall rating of this course. (5=One of the best, 1=One of the worst)	7	6	1	2	0	0	16
		44%	38%	6%	13%	0%		

This course is a	Student class level		Expected grade		
Major requirement	6%	Freshmen	50%	A	31%
Gen. Ed. requirement	81%	Sophomore	6%	A-	6%
Other requirement	0%	Junior	6%	B+	25%
Elective	0%	Senior	13%	B	13%
Missing	13%	Graduate	0%	B-	6%
		Other	6%	C+	0%
		Missing	19%	C	6%
				C-	0%
				D+	0%
				D	0%
				F	0%
				Other	0%
				Missing	13%

**University of Massachusetts Amherst Student Response to Instruction (SRTI)
Individual Section Report: Mean Comparisons (Within Class Size)**

Semester: FALL 2012 Instructor: DIPAOLLO, JOSHUA
Course: PHIL 100 Section #: BD08 Class #: 72517
Forms returned: 16
Total enrollment: 21
Response rate: 76%

				**COMPARISON GROUP: Undergraduate sections with fewer than 25 enrolled							
				Instructor		Dept: PHIL # Sections: 44 Resp. rate: 79%		College: HFA # Sections: 1,337 Resp. rate: 86%		Campus # Sections: 3,896 Resp. rate: 86%	
Item #	SRTI Item	Mean	St. Dev.	Mean	St. Dev.	Mean	St. Dev.	Mean	St. Dev.		
1	The instructor was well prepared for class. (5=Almost always, 1=Almost never)	4.8	0.40	4.9	0.17	4.7	0.34	4.7	0.32		
2	The instructor explained course material clearly. (5=Almost always, 1=Almost never)	4.6	0.50	4.5	0.35	4.5	0.45	4.5	0.45		
3	The instructor cleared up points of confusion. (5=Almost always, 1=Almost never)	4.8	0.45	4.5	0.41	4.5	0.44	4.5	0.44		
4	The instructor used class time well. (5=Almost always, 1=Almost never)	4.4	0.73	4.6	0.32	4.5	0.43	4.5	0.42		
5	The instructor inspired interest in the subject matter. (5=Almost always, 1=Almost never)	4.7	0.48	4.4	0.38	4.5	0.46	4.5	0.48		
6	The instructor showed an interest in helping students learn. (5=Almost always, 1=Almost never)	4.8	0.45	4.7	0.28	4.7	0.37	4.7	0.37		
7	I received useful feedback on my performance. (5=Almost always, 1=Almost never)	4.3	1.00	4.5	0.40	4.5	0.47	4.4	0.50		
8	The methods of evaluating my work were fair. (5=Almost always, 1=Almost never)	4.4	0.63	4.7	0.32	4.6	0.39	4.6	0.40		
9	The instructor stimulated student participation. (5=Almost always, 1=Almost never)	4.3	0.70	4.4	0.44	4.6	0.41	4.5	0.46		
10	Overall, how much do you feel you learned in this course? (5=Much more than most, 1=Much less than most)	3.8	1.30	4.1	0.41	4.1	0.52	4.1	0.54		
11	Overall rating of this instructor's teaching. (5=Almost always effective, 1=Almost never effective)	4.8	0.45	4.5	0.38	4.4	0.49	4.4	0.48		
12	Overall rating of this course. (5=One of the best, 1=One of the worst)	4.1	1.02	4.2	0.47	4.2	0.55	4.2	0.56		



**Reported only for 10 or more sections. Comparison means are calculated using combined data for AY2009-AY2011. Undergraduate sections are used as the comparison group for 500-level courses. Dept = all courses from the same department; College = courses from all other departments in the school/college; Campus = all UMass courses.